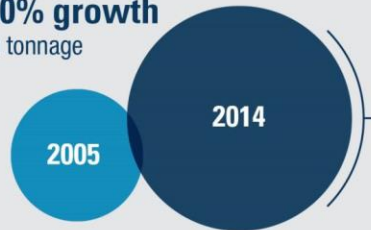



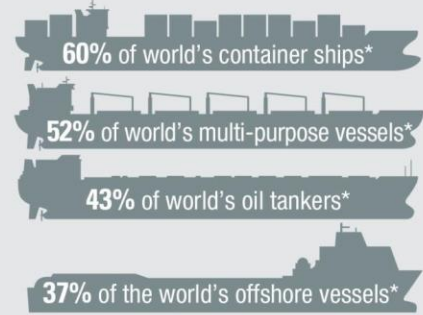
The economic value of the EU shipping industry

The EU controlled shipping fleet in numbers

70% growth
in tonnage




660 million deadweight tonnes
450 million gross tonnes
23,000 vessels




*By gross tonnage

Direct economic impact



615,000 people employed
Sea based jobs
Land based jobs



38,000 Students and Cadets



€56 billion to EU GDP



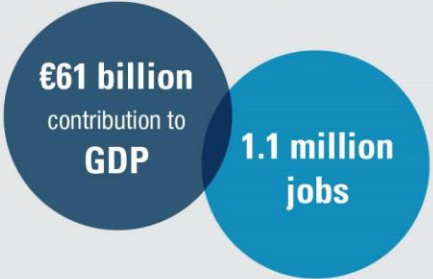
EU average
€53,000



Shipping
€85,000

GDP per worker

Indirect impacts



€61 billion contribution to GDP

1.1 million jobs


Induced impacts



€30 billion contribution to GDP

516,000 jobs

Total economic impact



€147 billion to EU GDP

2.2 million jobs



For every **€1 million** of GDP the shipping industry creates, another **€1.6 million** is created elsewhere in the EU economy

50% Amount by which the total economic contribution of the EU shipping industry could have been reduced in the absence of EU-approved state aid measures.¹

¹ Based on illustrative counter-factual scenarios for nine EU countries